



MC18

Mobile Computer

Accessories Guide



What Ships with Every MC18

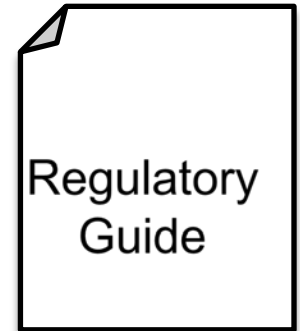


MC18

(Electronic User Guide loaded onto device)



1x Battery



Regulatory Guide

Step 1: Choose a spare battery



Spare Battery options

Standard Battery

BTRY-MC18-27MAG-01 MC18 PowerPrecision + 2,725 mAh
Lithium-Ion Battery. Single Pack.

BTRY-MC18-27MAG-10 MC18 PowerPrecision + 2,725 mAh
Lithium-Ion Battery. 10-Pack.



Step 2: Choose a charging method



Single Slot Cradles



CRD-MC18-1SLOT-01

MC18 Single-Slot Locking Cradle.

3 Slot Cradles

CRD-MC18-3SLOTH-01

MC18 3-Slot Non-Locking
High Density Cradle.

CRD-MC18-3SLCKH-01

MC18 3-Slot Locking
High Density Cradle.

CRD-MC18-3SLCKS-01

MC18 3-Slot Locking **Super**
High Density Cradle.



Single Slot Cradle Accessories

PSS-3KY01-00R

Single-Slot Cradle Release Key. DOES
NOT WORK ON 3-SLOT CRADLES.

3 Slot Cradle Accessories

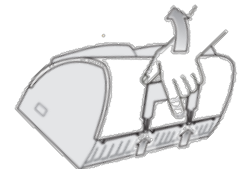
KT-MC18-CKEY-20

MC18 3-Slot Cradle Release Key
(QTY-20). Used to mechanically unlock
the MC18 Terminal from the 3-Slot
Cradles and 1-Slot Cradles.



KT-MC18-CTOOL-01

MC18 3-Slot Cradle Cover Removal Tool.
Designed for use where hand space is limited.



 All MC18 Cradles require PWR5-14000-241R, DC line cord, and Country Specific AC line cord sold separately.

Step 3:

Choose cradle connection method: Single Slot Cradles

Step 1

Select **one** of each.



- **Power Supply:** PWR5-14000-241R
- **AC Line Cord:** AC Line Cord Matrix is located on the last page

Step 2

Select one **DC Y Cable** to connect power supply to a maximum of 12 cradles.
(6 cradles **MAX** linked to each Y connector)



19.5 Inch	1 Meter	2 Meters
25-66210-01R	25-67592-01R	CBL-MC18-Y2MET-01

Step 3

Choose your required charging mode.

Standard - 1.0 AMP: 12 Cradles/Devices

Fast - 1.5 AMPS: 9 Cradles/Devices

Standard Charging Mode

Choose the number of cradle interconnect cables and power extension cables required based on the table below.
(12 Connected Cradles Max – 6 **MAX** Per Y Connector)



Cradle Interconnect Cable (12.6 inch): 25-66431-01R

Power Extension Cable: CBL-MC18-EXINT1-01

Cradle Interconnect Cable (12.6 inch): 25-66431-01R

Power Extension Cable: CBL-MC18-EXINT1-01

Number of Cradles	2	3	4	5	6	7	8	9	10	11	12
# of Interconnect Cables required	1	2	3	4	5	5	6	7	8	9	10
# of Extension Cables required	2	3	4	5	6	7	8	9	10	11	12

Number of Cradles	2	3	4	5	6	7	8	9
# of Interconnect Cables required	1	2	3	4	5	5	6	7
# of Extension Cables required	2	3	4	5	6	7	8	9

Step 3:

Choose cradle connection method: 3-Slot Cradles

Step 1

Select **one** of each.



- **Power Supply:** PWRS-14000-241R
- **AC Line Cord:** AC Line Cord Matrix is located on the last page

Step 2

Select one **DC Y Cable** to connect power supply to a maximum of 12 cradles.
(6 cradles **MAX** linked to each Y connector)



19.5 Inch	1 Meter	2 Meters
25-66210-01R	25-67592-01R	CBL-MC18-Y2MET-01

Step 3

Choose your required charging mode.

Standard - 1.0 AMP

4 x 3-Slot Cradles / 12 Devices

Fast – 1.5 AMPS

3 x 3-Slot Cradles / 9 Devices

Standard Charging Mode

Choose the number of cradle interconnect cables and power extension cables required based on the table below.
(4 Connected Cradles Max – 2 **Max** Per Y Connector)



Cradle Interconnect Cable (12.6 inch): 25-66431-01R

Power Extension Cable: CBL-MC18-EXINT1-01

Cradle Interconnect Cable (12.6 inch): 25-66431-01R

Power Extension Cable: CBL-MC18-EXINT1-01

Number of Cradles	2	3	4
# of Interconnect Cables required	1	1	2
# of Extension Cables required	2	3	4

Number of Cradles	2	3
# of Interconnect Cables required	1	1
# of Extension Cables required	2	3

Fast Charging Mode

Choose the number of cradle interconnect cables and power extension cables required based on the table below.
(3 Connected Cradles Max – 2 **Max** Per Y Connector)

Step 4: Choose cradle accessories



Power Supply



PWRS-14000-241R

PWR SPLY: 100-240VAC, 12VDC, 9A .

DC Cables

25-66210-01R


DC Charging “Y” Cable 19.5 Inch (1 meter).
Runs from Power Supply
(PWRS-14000-241R) to two separate
charging cradles.

25-67592-01R

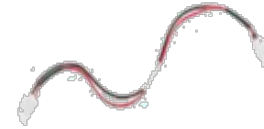
DC Charging “Y” Cable 39.7 Inch.

25-66420-01R

DC Charging Cable for use with 1-Slot Cradles
(19.5 Inch). Runs from the Power Supply
(PWRS-14000-241R) to one charging cradle.



Cables



25-66431-01R

Cradle Interconnection Cable (12.6 Inch).
Connects Cradles to each other to run off
one power supply (PWRS-14000-241R).
Daisy Chain max = 6 Terminals per.



CBL-MC18-EXINT1-01

Cradle Power Extension Cable. Connects
cradle to interconnect cable in order to lengthen
cable and allow for easier installation.



25-66431-01R

MC18 USB Client Communication Cable for
Cradle to the host system.

Step 5:

Choose accessories

Keys and Tools

Keys and Tools

KT-MC18-CKEY-20

Release Key (20-Pack) for 3-Slot Cradles.
Used to mechanically unlock the MC18
Terminal from the 3-Slot & Single-Slot Cradles.



KT-MC18-REBOOT-05

Terminal Reboot Tool (5-Pack). This tool
can be reused to reboot the MC18 terminal
by connecting and holding the pins on the
tool to the terminal while holding down the
scan key for 10 seconds.




KT-MC18-CTOOL-01

Cradle Cover Removal Tool. The
MC18 Cradle Cover Removal tool aids
in the removal of the top housing of the
3-Slot Cradles.



Deployment Kit



KT-MC18-CSTKIT-01

MC18 Deployment Starter Kit. Includes 20-pack of
Release Keys (KT-MC18-CKEY-20), 5-pack of
Terminal Reboot Tool (KT-MC18-REBOOT-05), and
1 Cradle Housing Tool (KT-MC18-CTOOL-01).

Cartholder Mounting Kit



PSS-3SH01-00R

This holder allows mounting the MC17 mobile
computer on a shopping cart.

Step 6:

Choose an AC Line Cord

Country	Three Wire Grounded AC Line Cord
Abu Dhabi	50-16000-220R: 1.8M long, CEE 7/7 plug.
Australia	50-16000-217R: 1.9M long, AS 3112 plug.
Bolivia	50-16000-220R: 1.8M long, CEE 7/7 plug.
Brazil	50-16000-727R: 18AWG, 250V, 16A, BR (3w).
China	50-16000-217R: 1.9M long, AS 3112 plug. 50-16000-257R: 1.8M long, IEC 60320 C13 plug.
Dubai	50-16000-220R: 1.8M long, CEE 7/7 plug.
Egypt	50-16000-220R: 1.8M long, CEE 7/7 plug.
Europe	50-16000-220R: 1.8M long, CEE 7/7 plug.
Hong Kong	50-16000-219R: 1.8M long, BS1363 plug.
India	50-16000-669R: 1.9M long, BS 546 plug.
Iran	50-16000-220R: 1.8M long, CEE 7/7 plug.
Iraq	50-16000-219R: 1.8M long, BS1363 plug.
Israel	50-16000-672R: 1.9M long, S132 plug.
Italy	50-16000-671R: 1.8M long, CIE 23-16 plug.
Japan	50-16000-218R: 1.8M long, NEMA 1-15P plug.
Korea	50-16000-220R: 1.8M long, CEE 7/7 plug. 50-16000-256R: 1.8M long, CEE7/7 plug.
Malaysia	50-16000-219R: 1.8M long, BS1363 plug.
New Guinea	50-16000-217R: 1.9M long, AS 3112 plug.
Russia	50-16000-220R: 1.8M long, CEE 7/7 plug.
Singapore	50-16000-219R: 1.8M long, BS1363 plug.
UK	50-16000-219R: 1.8M long, BS1363 plug.
US	23844-00-00R: 7.5 feet long. 50-16000-221R: 1.8M long, USA NEMA 5-15P.
Vietnam	50-16000-220R: 1.8M long, CEE 7/7 plug.